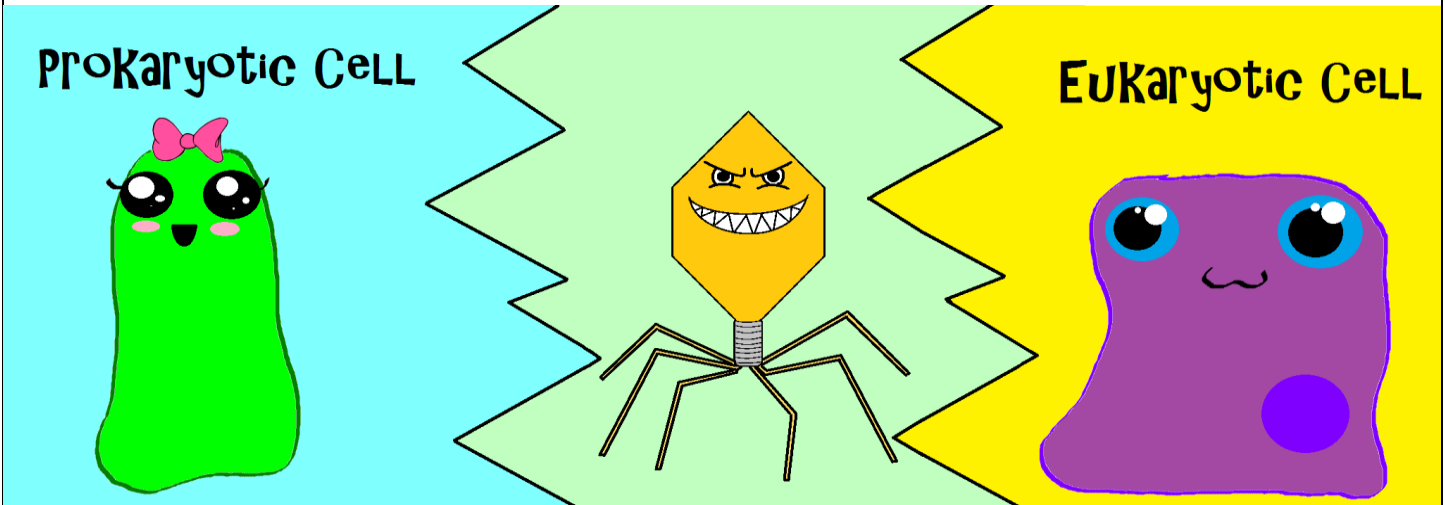


Amoeba Sisters Video Recap of *Viruses and the Mysterious Common Cold*

1. Viruses are not cells; in fact, you could say that viruses are in a league of their own. Write the bolded words below in the category of the picture that applies. Some words fit in multiple categories! You can also check out the prokaryote vs. eukaryote video clip to refresh your memory.

Can reproduce without host Has genetic material Membrane-bound organelles Cell membrane Nucleus

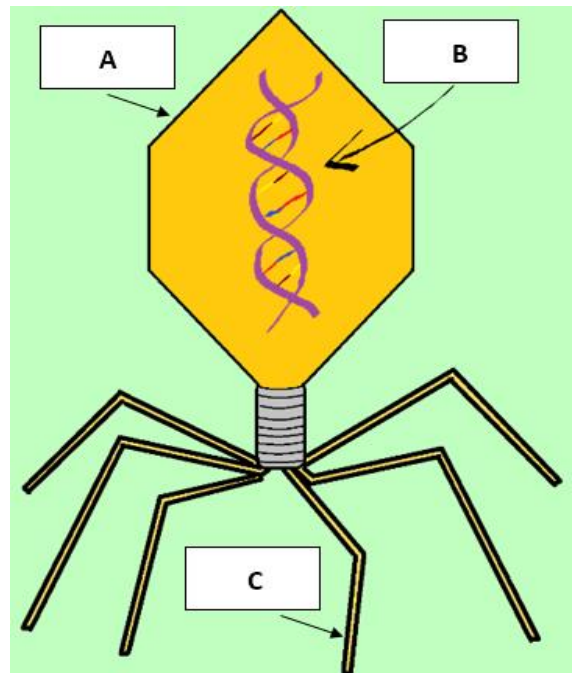


2. Remember that there are different kinds of viruses, and virus structure can vary. Fill out the following sentences regarding labels A-C of a common virus structure shown below.

Label A is the _____ and its function is to _____.




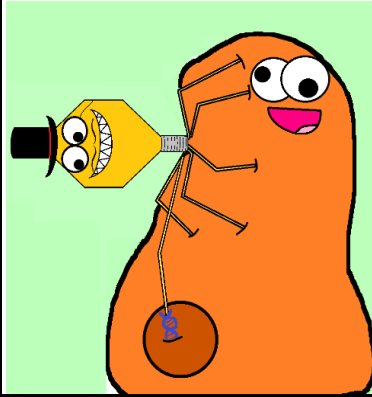
Label B is the _____ and its function is to _____.

Label C is pointing to a tail fiber. Based on what you observed in the video clip, tail fibers are important in order for this particular virus to _____.



Reorder and Describe That Lytic Cycle Sequence!

Reorder the cartoons below to show the stages of the **lytic cycle** in the correct sequence. Then, **write briefly what is occurring** under the number label.

 <p># _____</p>	 <p># _____</p>
 <p># _____</p>	 <p># _____</p>

7. Compare and contrast the **lysogenic** cycle with the lytic cycle that you described above. _____

8. **HIV**, which is a type of **retrovirus** (meaning: _____), can cause an individual to become vulnerable to secondary infections. After watching the clip, why can this occur? _____

