

Tier 2 Mathematics Intervention

Module: *Building, Comparing, & Ordering Fractions (BCOF)*

Form C Assessment

Name _____

Date _____

Teacher _____

1.) Look at the model below.



Which statement is true? Choose the answer that shows the true statement.

- A There are no equal parts.
- B There are 8 equal parts.
- C There are 6 equal parts.
- D Each part is $\frac{1}{7}$.

2.) 6 people shared 1 loaf of bread equally. Choose the answer that shows how much bread each person got.




- A 6 loaves of bread
- B one-eighth of a loaf of bread
- C one-sixth of a loaf of bread
- D $\frac{6}{1}$ of a loaf of bread

3.) 3 students share 1 ice cream bar equally. How much does each student get? Choose the answer that shows how much of the ice cream bar each student got.

ice cream
bar





shares





- A one-third of an ice cream bar
- B one-half of an ice cream bar
- C one whole ice cream bar
- D two-thirds of an ice cream bar

4.) 6 friends share 5 hot dogs equally. Choose the answer that shows how much each friend gets.


A 


B 


C 


D 

5.) Choose the answer that shows a rectangle divided equally into sixths.

A 

B 

C 

D 

6.) Select the answer that does NOT show 1 whole.

A $\frac{5}{4}$

B $\frac{10}{10}$



7.) 5 students share 6 candy bars equally. How much does each student get? Choose the answer that shows how much of the candy bars each student gets. Use the rectangles, as needed to equally share the candy bars.



A 1 whole candy bar

B 6 candy bars

C $\frac{5}{6}$ of a candy bar

D $\frac{6}{5}$ of a candy bar

8.) 4 friends share 7 licorice ropes equally. Choose the answer that shows how much each student gets.



9.) Look at the model below.



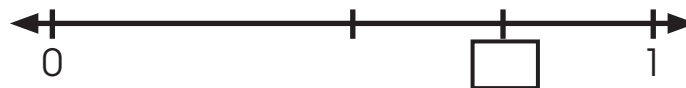
Which statement is true?

- A Each part is $\frac{1}{5}$.
- B Each part is $\frac{1}{4}$.
- C Each part is half.
- D Each part is unequal.

10.) 4 people share 3 candy bars equally. Choose the answer that shows the appropriate addition equation for the equal share.

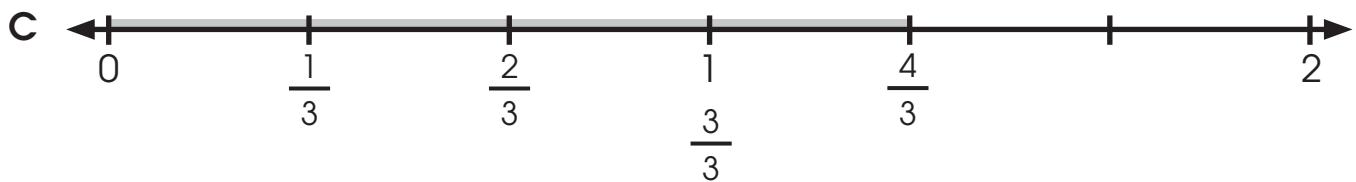
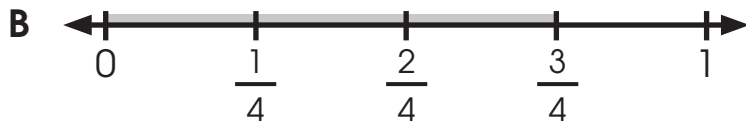
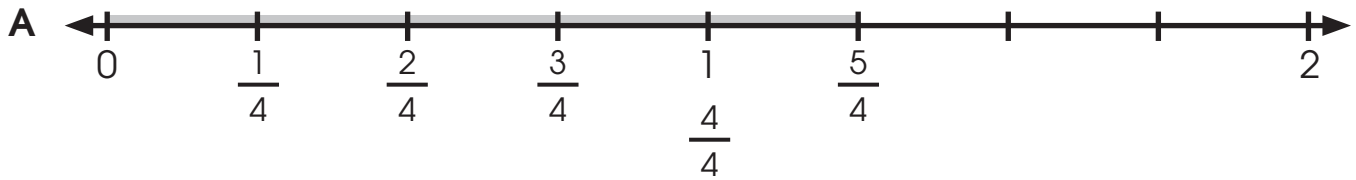
- A $\frac{1}{4} + \frac{1}{4} + \frac{1}{4} + \frac{1}{4}$
- B $\frac{1}{4} + \frac{1}{4} + \frac{1}{4}$
- C $\frac{1}{3} + \frac{1}{3} + \frac{1}{3} + \frac{1}{3}$
- D $\frac{1}{3} + \frac{1}{3} + \frac{1}{3}$

11.) What fraction is missing from the number line?

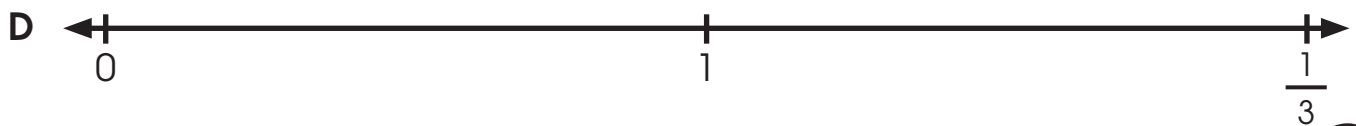
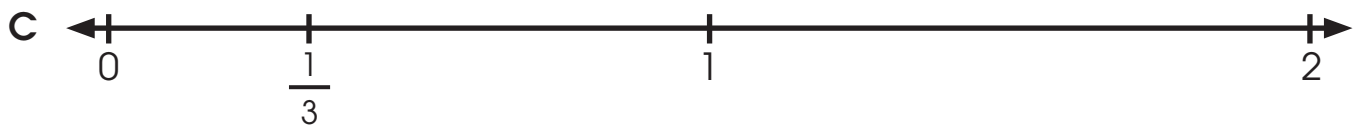
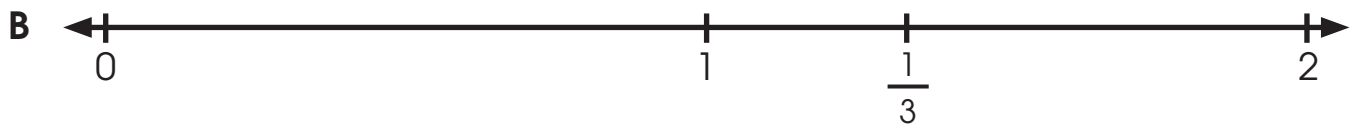
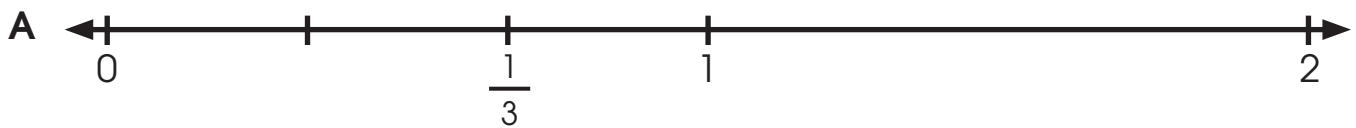


- A $\frac{1}{3}$
- B 2
- C $\frac{1}{4}$
- D $\frac{3}{4}$

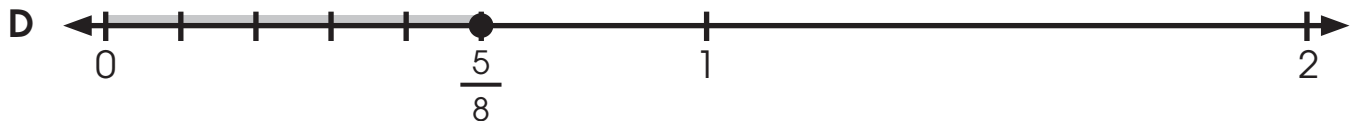
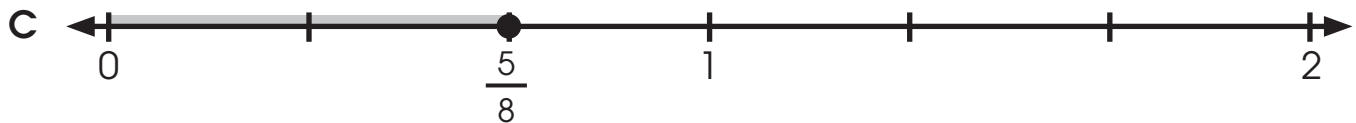
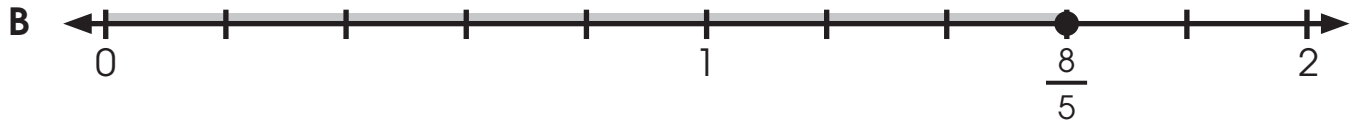
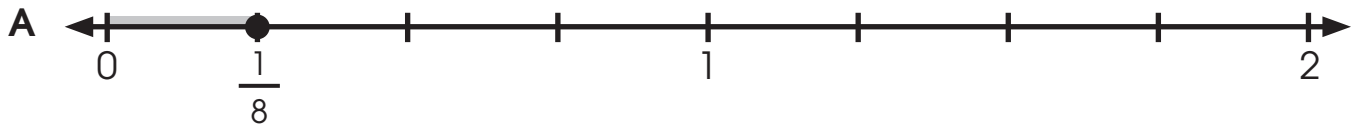
12.) Choose the letter of the number line that shows an equal share when 3 people share 4 sandwiches equally.



13.) Kamila placed $\frac{1}{3}$ on the number line. Choose the answer that shows $\frac{1}{3}$ correctly placed on the number line.



- 14.) Choose the letter of the number line that shows an equal share when 8 people share 5 sandwiches equally.



- 15.) Anita wants to share two-thirds of her sandwich using one-sixth pieces. Choose the addition equation to show the pieces equal to 1 whole.



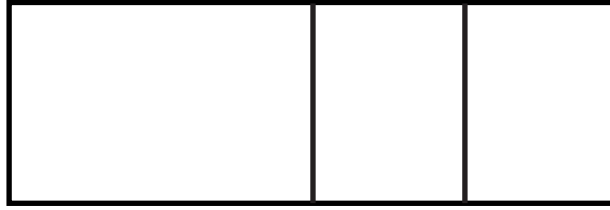
A $\frac{1}{6} + \frac{1}{6}$

B $\frac{1}{3} + \frac{1}{3}$

C $\frac{1}{6} + \frac{1}{6} + \frac{1}{6} + \frac{1}{6}$

D $\frac{1}{3} + \frac{1}{6} + \frac{1}{6} + \frac{1}{6} + \frac{1}{6}$

16.) Choose the addition equation that represents the model.




A $\frac{1}{3} + \frac{1}{3} + \frac{1}{3}$

B $\frac{1}{2} + \frac{1}{4} + \frac{1}{4}$

C $\frac{1}{2} + \frac{1}{2} + \frac{1}{2}$

D $\frac{1}{2} + \frac{1}{3} + \frac{1}{3}$

17.) Choose the fraction that is equivalent to $\frac{2}{3}$ that has 6 in the denominator. Shade both amounts below if needed.




A $\frac{1}{6}$

B $\frac{5}{6}$

C $\frac{4}{6}$

D $\frac{2}{6}$

18.) Choose the fraction that is equivalent to $\frac{4}{6}$ that has 12 in the denominator.



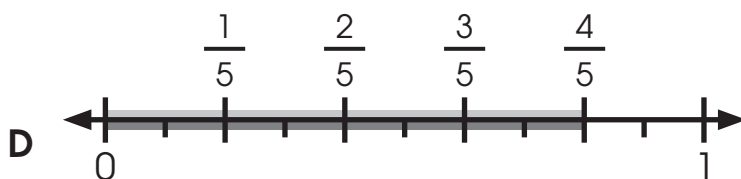
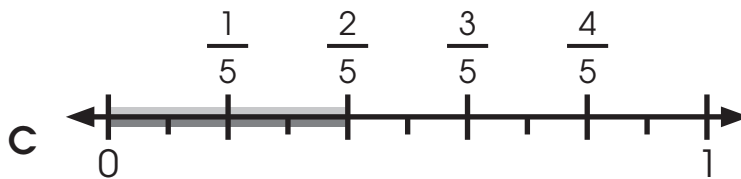
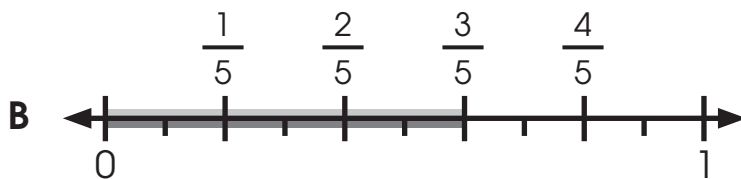
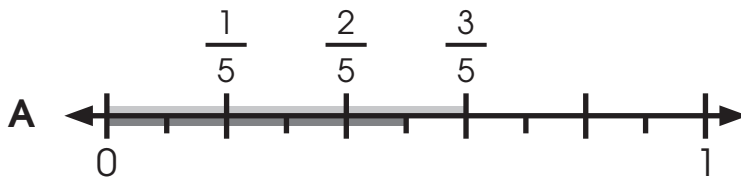
A $\frac{8}{12}$

B $\frac{10}{12}$

C $\frac{12}{8}$

D $\frac{6}{12}$

19.) Show that $\frac{3}{5}$ of a candy bar is equivalent to $\frac{6}{10}$ of a candy bar.



20.) Choose the number line that shows $\frac{2}{4}$ is equivalent to $\frac{4}{8}$.



21.) Sarah wants to share $\frac{1}{4}$ of her sandwich with 2 friends. Choose the fraction that represents the amount she is sharing.

A $\frac{1}{4} = \frac{1}{8}$

$\xrightarrow{\times 1}$
 $\xleftarrow{\times 1}$

C $\frac{1}{4} = \frac{3}{12}$

$\xrightarrow{\times 3}$
 $\xleftarrow{\times 3}$

B $\frac{1}{4} = \frac{3}{8}$

$\xrightarrow{\times 2}$
 $\xleftarrow{\times 2}$

D $\frac{1}{4} = \frac{2}{8}$

$\xrightarrow{\times 2}$
 $\xleftarrow{\times 2}$

22.) Choose the multiplication equation that matches the model below.



A $\frac{3}{4} = \frac{9}{12}$

$\times 3$
 \curvearrowright
 $\times 3$

C $\frac{3}{4} = \frac{5}{6}$

$\times 2$
 \curvearrowright
 $\times 2$

B $\frac{3}{4} = \frac{6}{8}$

$\times 2$
 \curvearrowright
 $\times 2$

D $\frac{3}{4} = \frac{4}{8}$

$\times 2$
 \curvearrowright
 $\times 2$

23.) Choose the answer that shows how to find the equivalent fraction.

A $\frac{1}{4} = \frac{2}{8}$

$\times 2$
 \curvearrowright
 $\times 2$

C $\frac{1}{4} = \frac{4}{8}$

$\times 4$
 \curvearrowright
 $\times 2$

B $\frac{1}{4} = \frac{2}{16}$

$\times 4$
 \curvearrowright
 $\times 4$

D $\frac{1}{4} = \frac{3}{8}$

$\times 2$
 \curvearrowright
 $\times 2$

24.) Choose the equivalent fractions shown by the models below.




A $\frac{1}{4} = \frac{4}{12}$

B $\frac{1}{4} = \frac{3}{12}$

C $\frac{1}{4} = \frac{2}{8}$

D $\frac{3}{12} = \frac{1}{6}$

25.) Choose the equation that describes the model below.



A $\frac{8}{12} = \frac{4}{6}$

$\div 2$ (above the arrow)

$\div 2$ (below the arrow)

C $\frac{8}{12} = \frac{2}{3}$

$\div 4$ (above the arrow)

$\div 4$ (below the arrow)

B $\frac{6}{12} = \frac{3}{6}$

$\div 2$ (above the arrow)

$\div 2$ (below the arrow)

D $\frac{8}{10} = \frac{4}{5}$

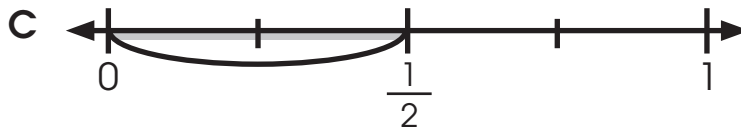
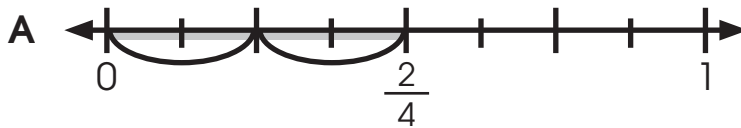
$\div 2$ (above the arrow)

$\div 2$ (below the arrow)

26.) Choose the model that shows a fraction that is equivalent to $\frac{4}{10}$.



27.) Choose the number line that shows a fraction equivalent to $\frac{4}{6}$.



28.) Choose the number that goes in the boxes.

$$\begin{array}{c} \div \square \\ \curvearrowright \\ \frac{6}{12} = \frac{2}{4} \\ \curvearrowleft \\ \div \square \end{array}$$

A 1

B 2

C 3

D 4

29.) Lucy is learning to compare fractions and needs to find a fraction that is equivalent to $\frac{3}{12}$ that has a denominator of 4. Can you help her?

$$\begin{array}{c} \square \square \\ \curvearrowright \\ \frac{3}{12} = \frac{\square}{4} \\ \curvearrowleft \\ \square \square \end{array}$$

A $\div 3$ B $\div 4$ C $\times 3$ D $\times 2$

30.) Select the letter below that would require multiplication to find the equivalent fraction.

A $\frac{6}{12} = \frac{\square}{4}$

C $\frac{3}{4} = \frac{\square}{8}$

B $\frac{2}{8} = \frac{\square}{2}$

D $\frac{2}{6} = \frac{\square}{3}$

31.) Choose the answer that correctly shows whether the two fractions are equivalent or not equivalent.

A $\frac{2}{6} = \frac{4}{12}$

C $\frac{2}{4} = \frac{3}{6}$

B $\frac{3}{5} \neq \frac{6}{10}$

D $\frac{3}{4} = \frac{6}{7}$

- 32.)** Jose has $\frac{2}{3}$ of a sandwich. Albert has $\frac{8}{12}$ of the same sandwich. Jose thinks their sandwiches are the same size, but Albert thinks Jose has more. Circle the statement that is true.

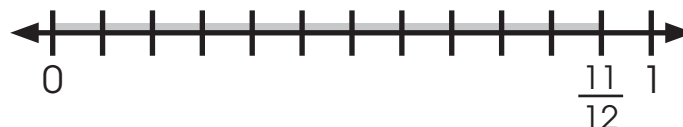
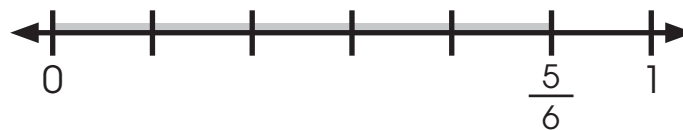
- A** Albert is correct; Jose has more.
B Jose is incorrect; Albert has more.
C Albert is incorrect; he has more.
D Jose is correct.

- 33.)** Choose the letter of the inequality shown by the models.



- A** $\frac{3}{5} < \frac{6}{8}$ **C** $\frac{4}{5} > \frac{7}{8}$
B $\frac{4}{5} < \frac{7}{8}$ **D** $\frac{4}{5} > \frac{6}{8}$

- 34.)** Choose the letter of the inequality shown by the number lines.



- A** $\frac{5}{6} > \frac{10}{12}$ **C** $\frac{10}{12} < \frac{5}{6}$
B $\frac{5}{6} < \frac{11}{12}$ **D** $\frac{5}{6} > \frac{11}{12}$

35.) Choose the letter of the inequality that is shown correctly. Use the number line if needed.



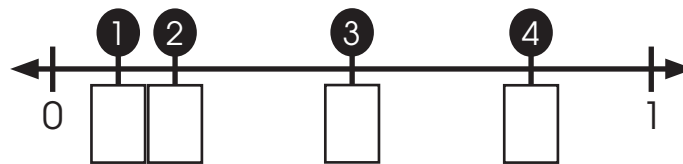
A $\frac{2}{5} > \frac{9}{10}$

C $\frac{2}{6} > \frac{7}{8}$

B $\frac{1}{2} < \frac{3}{4}$

D $\frac{5}{6} < \frac{2}{4}$

36.) Choose the fractions that are shown in order on the number line.



A $\frac{1}{6}, \frac{1}{8}, \frac{2}{4}, \frac{4}{5}$

C $\frac{1}{8}, \frac{1}{6}, \frac{2}{4}, \frac{4}{5}$

B $\frac{4}{5}, \frac{1}{6}, \frac{1}{8}, \frac{2}{4}$

D $\frac{1}{8}, \frac{1}{6}, \frac{4}{5}, \frac{2}{4}$

37.) Sam ran $\frac{3}{4}$ of a mile. Raquel ran $\frac{7}{8}$ of a mile. Who ran further?

Sam Raquel
 $\frac{3}{4} \bigcirc \frac{7}{8}$

- A** Sam ran further.
- B** Raquel ran further.
- C** They ran the same distance.
- D** It can't be determined with the given information.

38.) Choose the letter of the inequality shown correctly.

A $\frac{4}{12} > \frac{3}{6}$

$$\begin{array}{c} \times 2 \\ \curvearrowright \\ \frac{3}{6} = \frac{12}{12} \\ \curvearrowleft \\ \times 2 \end{array}$$

C $\frac{2}{5} > \frac{5}{10}$

$$\begin{array}{c} \times 2 \\ \curvearrowright \\ \frac{2}{5} = \frac{10}{10} \\ \curvearrowleft \\ \times 2 \end{array}$$

B $\frac{2}{3} > \frac{5}{12}$

$$\begin{array}{c} \times 4 \\ \curvearrowright \\ \frac{2}{3} = \frac{12}{12} \\ \curvearrowleft \\ \times 4 \end{array}$$

D $\frac{6}{8} > \frac{3}{4}$

$$\begin{array}{c} \times 2 \\ \curvearrowright \\ \frac{3}{4} = \frac{8}{8} \\ \curvearrowleft \\ \times 2 \end{array}$$

39.) Choose the letter that correctly compares the fractions.

A $\frac{4}{6} > \frac{4}{8}$

C $\frac{7}{8} < \frac{5}{8}$

B $\frac{1}{3} > \frac{5}{12}$

D $\frac{1}{5} > \frac{6}{8}$

40.) Choose the letter that correctly compares the fractions.

A $\frac{3}{4} < \frac{8}{12}$

C $\frac{7}{10} > \frac{3}{5}$

B $\frac{1}{8} > \frac{5}{12}$

D $\frac{4}{6} < \frac{2}{6}$