



District Administrator

## School Administration Reports

- Home
- Schools
- Reassign Student
- Resources

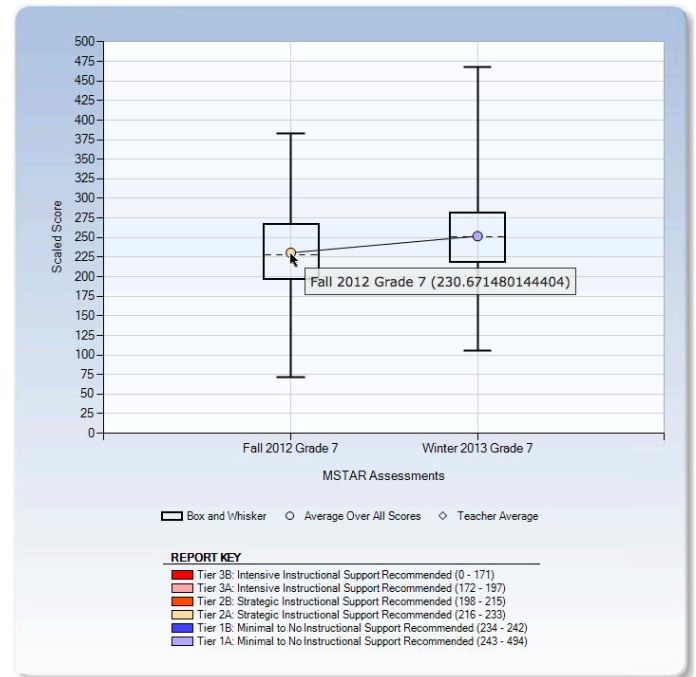
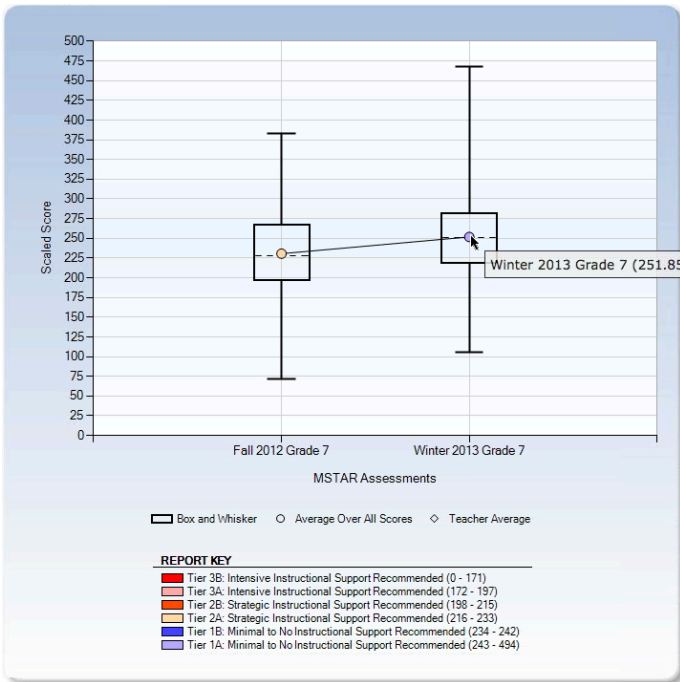
[Across Classes for a teacher for one test administration](#)

[Across Grades for one test administration](#)

[Across all Teachers Within One Grade for One Test](#)

[Over Time for Students and Classes](#)

- Using Universal Screener:
- Universal Screener Resources
  - Universal Screener Reports



District Administrator

Reports List

- Home
- Schools
- Reassign Student
- Resources

## Across all Teachers Within One Grade for One Test ?

- The Comparison Across Teachers report allows administrators to compare results from the Universal Screener across teachers for one grade for one administration of the Universal Screener (Fall, Winter, or Spring).

- Using Universal Screener:
- Universal Screener Resources
  - Universal Screener Reports

School   
 Select School

Assessment   
 Select Assessment

Chart Display Options   
 2 selected

Apply Filter Clear Filter

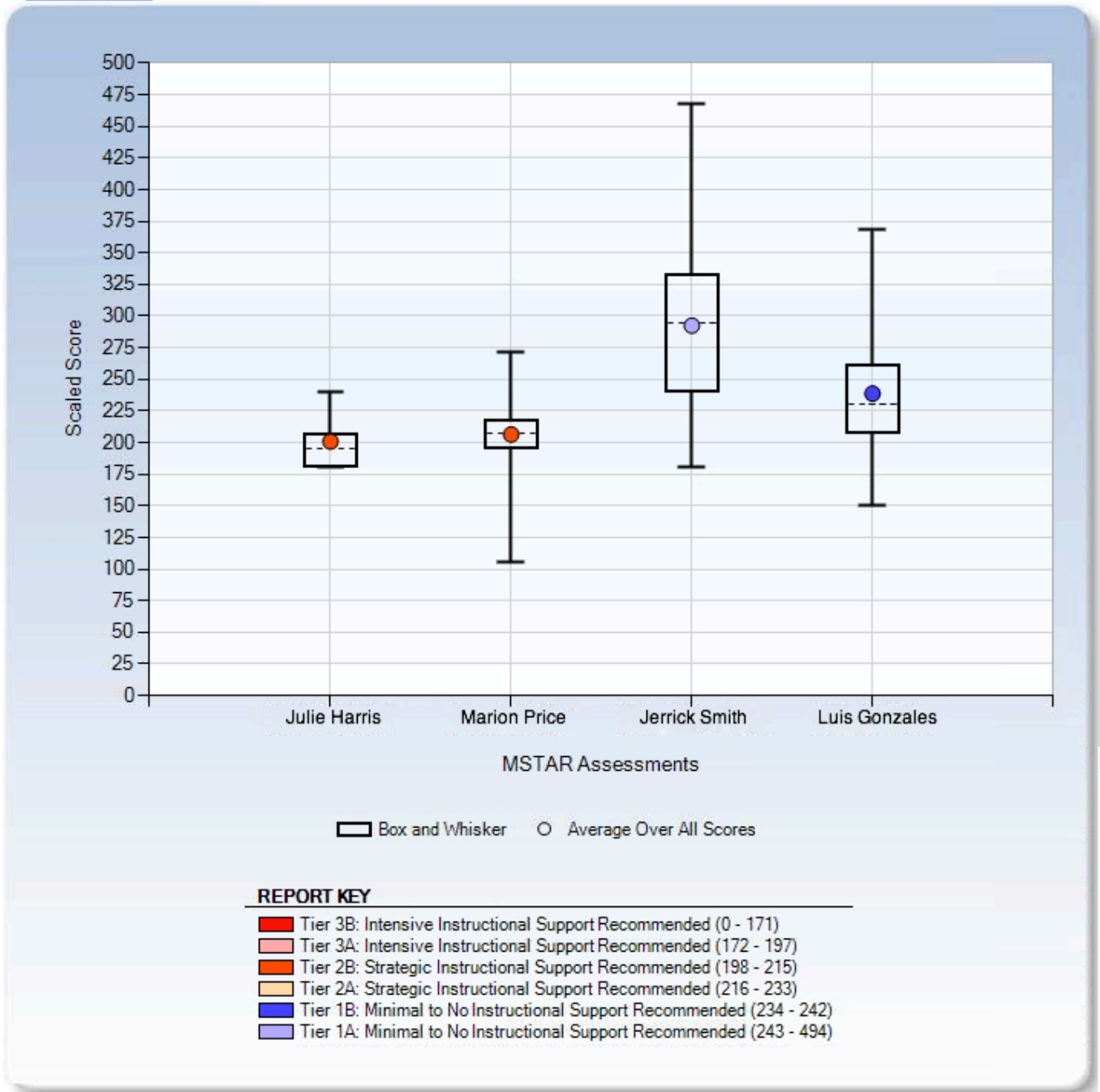
## Across all Teachers Within One Grade for One Test.

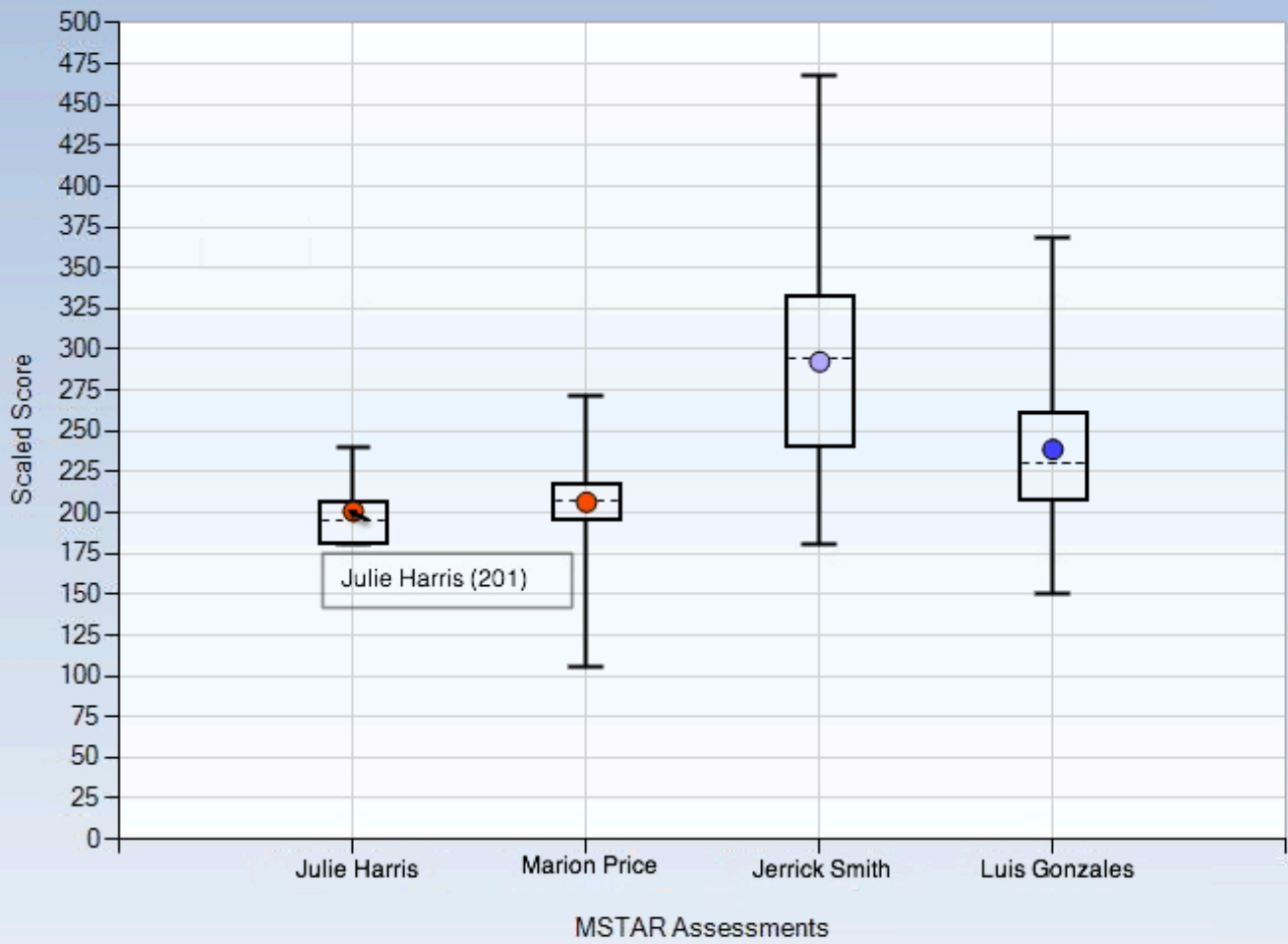
The Comparison Across Teachers report allows administrators to compare results from the Universal Screener across teachers for one grade for one administration of the Universal Screener (Fall, Winter, or Spring). [How do I interpret this graph?](#)

School:  Assessment:  Chart Display Options:

Apply Filter

[Export to PDF](#)





Box and Whisker    
  Average Over All Scores

**REPORT KEY**

- Tier 3B: Intensive Instructional Support Recommended (0 - 171)
- Tier 3A: Intensive Instructional Support Recommended (172 - 197)
- Tier 2B: Strategic Instructional Support Recommended (198 - 215)
- Tier 2A: Strategic Instructional Support Recommended (216 - 233)
- Tier 1B: Minimal to No Instructional Support Recommended (234 - 242)
- Tier 1A: Minimal to No Instructional Support Recommended (243 - 494)