

Active Reading Reading Module

Teacher Masters

Contents:

- TM#1: Engage Prior Knowledge—Silent Warm-Up
- TM#2: Poster—Three Active Reading Strategies Poster
- TM#3: Demonstrate—Active Reading Passage
- TM#4: Practice—Thought Bubbles
- TM#5: Independent Practice—Answer Key

TM#1: Engage Prior Knowledge—Silent Warm-Up

Directions: Read the passage below. Next, complete the three question stems below the passage.

Fenny clung to the metal railing behind him. The cement ledge under him was hot on his bare feet. He looked at the river fifteen feet below and nodded. *Easy enough*, he thought. Fenny wasn't bothered by heights. That's not why he was clinging to the bridge railing. He just didn't want to go in before Mike said so. That'd mean certain trouble for him at school. Today was their turn. Six or seven of them, all the oddballs on campus, challenged to jump from Jensen's Bridge to prove themselves to Mike and the rest of his crew of strong-arms.

"Last chance," said Mike. "Any of you wanna back out?"

"Fenny said, "Don't worry about me. I'm jumping. I'm just waiting for the word."

Mike had been in charge at school of recruiting the "next batch." That's what he called those who he felt needed to show they were real men, "not the skinny punks I think you really are." At school this last week, Mike and the boys had surrounded the would be jumpers one at a time and told them, "Jump or be jumped."

Fenny wasn't afraid, but even so he really didn't want to jump. No, really he did, but on his own terms. Not forced like what Mike was doing to them here. He wanted to go when he wanted.

from: Saldana, Jr., Rene. *Jump Away*, in *Every Man For Himself: Ten Short Stories about Being a Guy*. Nancy E. Mercado, Editor. Dial Books: NY

1. *This reminds me of...* _____.
2. *I wonder ...* _____.
3. *I predict that ...* _____.

TM#2: Three Active Reading Strategies Poster

**C – Connect to my
experiences, or to things
I’ve seen, heard, or read.**

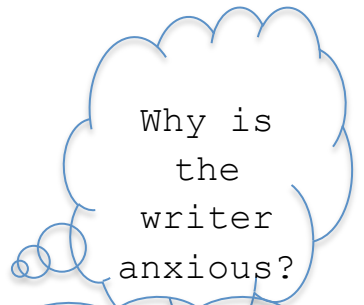
A – Ask questions.

P – Predict what will happen.

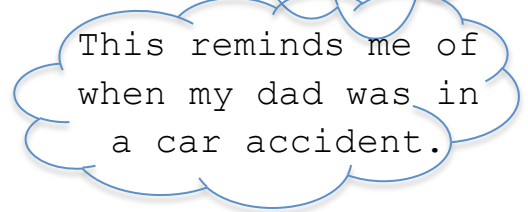
Name: _____
 Date: _____

TM#3: Demonstrate—Active Reading Passage

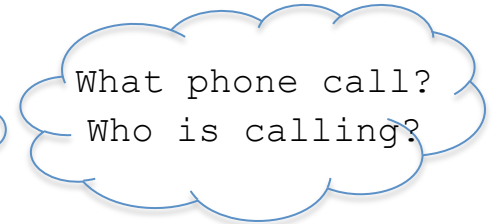
I woke up that Saturday morning agitated and anxious.



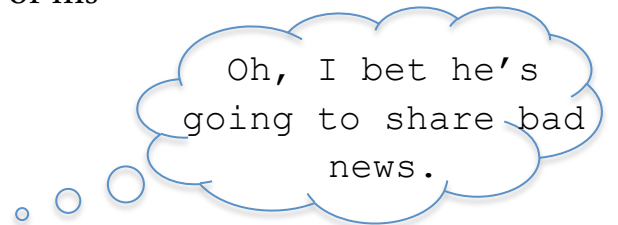
I was in Texas, but my mother was 2000 miles away in a hospital in Boston, Massachusetts.



I was almost 40 years old, but somehow I had never needed my Mommy quite as much as I needed her that morning. And then I got the phone call.






“Lilia?” It was my brother, and the tone of his voice sent my heart plummeting into my gut, leaving me holding my breath.



Three Active Reading Strategies	Did I use it in my thought bubbles?
1. Connect to my experiences, or to things I've seen, heard, or read.	
2. Ask questions.	
3. Predict what will happen.	

Name: _____

TM#4: Practice—Thought Bubbles



Name: _____
Date: _____

TM#5: Independent Practice—Answer Key

Part 1: Review the Strategy

List three active reading strategies that you can use while you read.

1. *Connect to my experiences, or to things I've seen, heard, or read.*
2. *Ask questions.*
3. *Predict what will happen.*

Part 2: Apply the Strategy

Directions: Read the following paragraph and make notes in the thought bubbles about the active reading strategies you use while you read.

My friends told me I was crazy, but I was not crazy; I was in love. Those blue eyes, that gray coat of silky fur, those tiny little white paws—that little kitten had me hooked from the moment she came out from beneath my wood frame house on those four shaking little legs. For weeks, I watched from the house as she trotted around the yard after her mama and brothers. I waited, determined to convince her that I was a friend.

