

# **Creating Conflict Writing Module**

## **Student Booklet**

### **Contents:**

- SB#1: Engage Prior Knowledge—Silent Warm-Up
- SB#2: Practice—Creating Conflict Planner
- SB#3: Independent Practice—Creating Conflict Planner

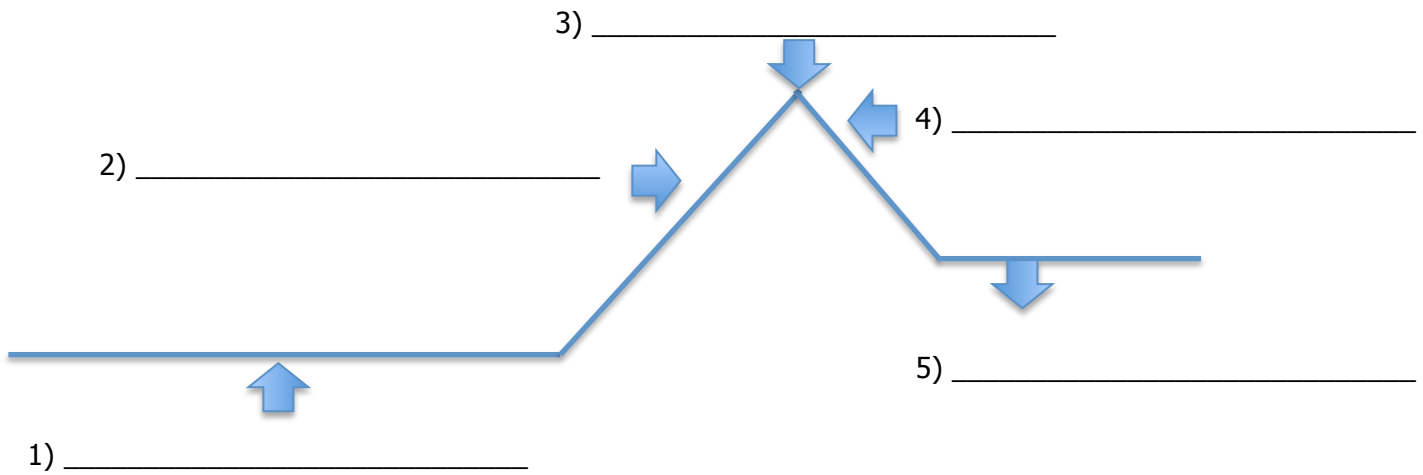
# SB#1: Engage Prior Knowledge—Silent Warm-Up

1. In reading, what is a conflict?

---

---

2. The plot of a story is the sequence of events in a story. You have probably learned that there are five parts to the plot and that they are often drawn on a diagram like the one below. Label as many parts as you can remember.



Name: \_\_\_\_\_

Date: \_\_\_\_\_

## SB#2: Practice—Creating Conflict Planner

### Step 1: Determine your topic.

I am going to write about the time when... \_\_\_\_\_

\_\_\_\_\_

### Step 2: Determine the main conflict.

In this story, the main conflict will be between \_\_\_\_\_ and

\_\_\_\_\_.

### Step 3: Plan the climax.

**Climax:** What will the most intense moment of the story be?

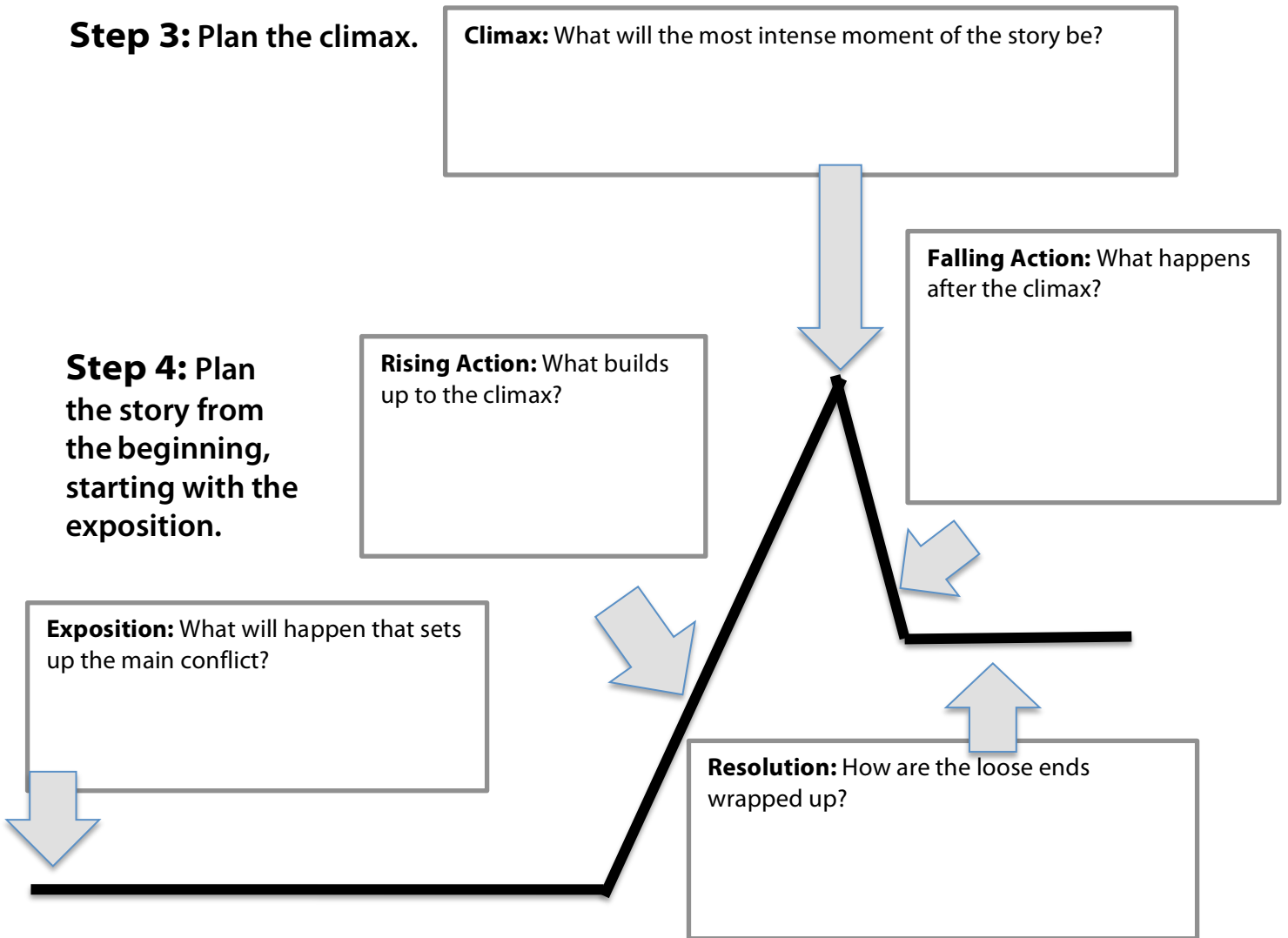
### Step 4: Plan the story from the beginning, starting with the exposition.

**Exposition:** What will happen that sets up the main conflict?

**Rising Action:** What builds up to the climax?

**Falling Action:** What happens after the climax?

**Resolution:** How are the loose ends wrapped up?



Scoring:	
	Points earned (circle one):
Topic	0 1
Main conflict	0 1
All five parts of plot diagram	0 1 2 3 4 5
Composition	0 2 4 6 8 10
Total points (out of 17):	

## SB#3: Independent Practice—Creating Conflict Planner

### Step 1: Determine your topic.

I am going to write about the time when... \_\_\_\_\_

### Step 2: Determine the main conflict.

In this story, the main conflict will be between \_\_\_\_\_ and \_\_\_\_\_.

### Step 3: Plan the climax.

**Climax:** What will the most intense moment of the story be?

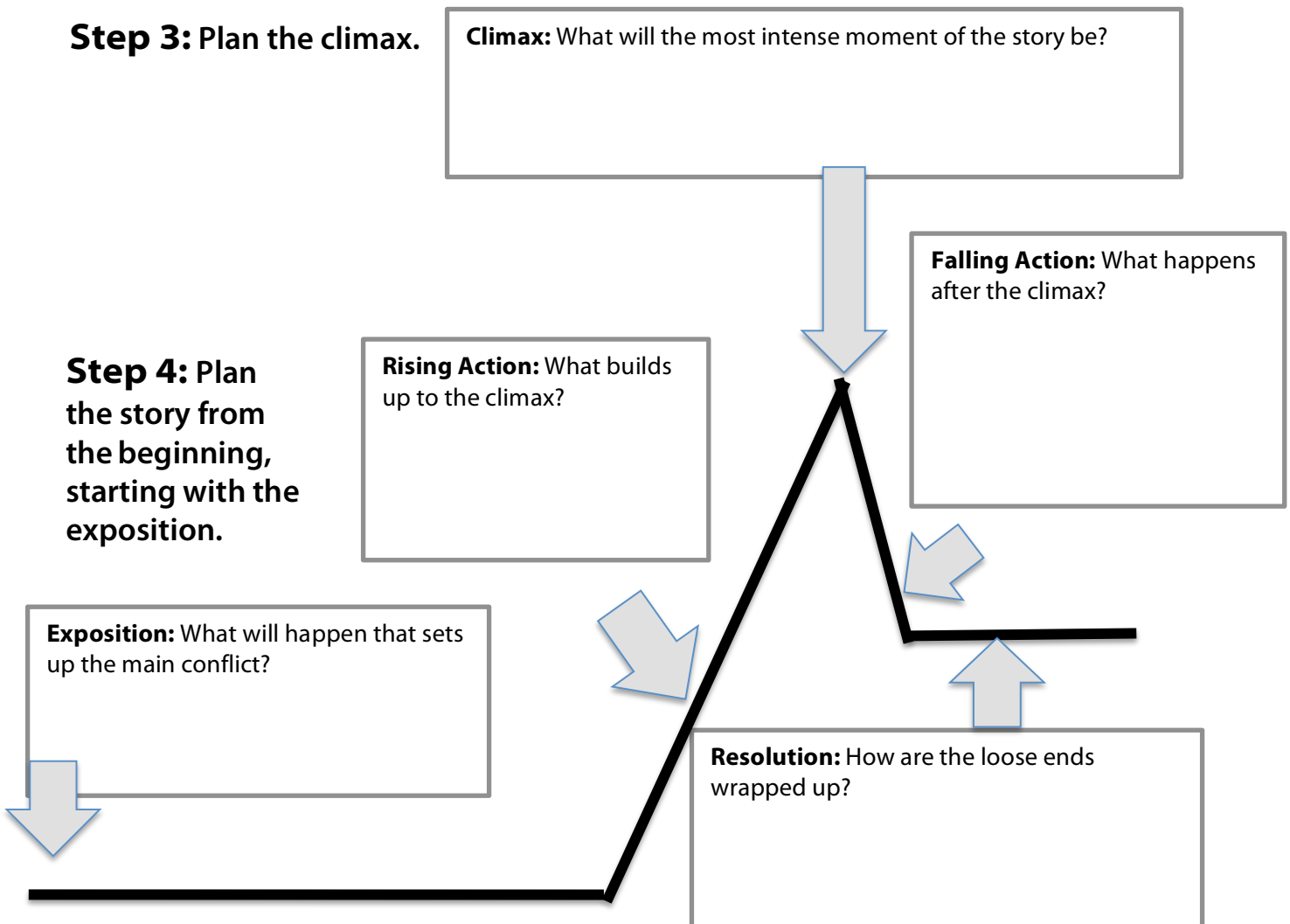
### Step 4: Plan the story from the beginning, starting with the exposition.

**Exposition:** What will happen that sets up the main conflict?

**Rising Action:** What builds up to the climax?

**Falling Action:** What happens after the climax?

**Resolution:** How are the loose ends wrapped up?



**SB#3: Independent Practice—Creating Conflict Planner (cont.)**

Step 5: Draft your story, starting with the exposition.

A large rectangular box with a thick black border, containing 25 horizontal lines for writing.